

# How to check in for your video visit

## 1 Use a computer or device with camera/microphone



PC and Mac  
Chrome | Firefox | Safari



Android  
Chrome



iOS  
Safari

## 2 Go to [saanichmedical.com](https://saanichmedical.com) a few minutes before your appointment

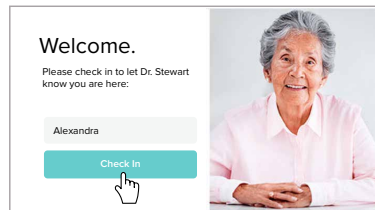
Click the appropriate button to enter your Doctor's virtual waiting room:

Dr Shoichet

Dr Lamb

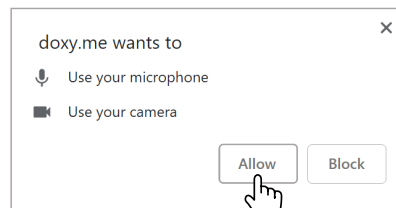
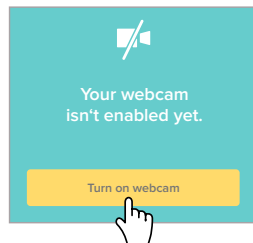
Dr Easterbrook

## 3 Type in your name and click check in



- ✓ Secure
- ✓ No software to download
- ✓ HIPAA compliant
- ✓ No registration needed

## 4 Allow your browser to use your webcam and microphone



## 5 Once you are in the waiting room and it's time, I will start the visit

### Call Tips

- Have a good internet connection
- Restart your device before the visit
- Use the [Start Test](#) button in the waiting room
- Need help? Send us a message <https://doxy.me>